

# BHARAT EKANSH LIMITED

**CORP. OFF.** – Chamber no.-2/1, 1<sup>st</sup> Floor, Tower C, Plot No.1, Sector-90, Expressway, Noida (UP)-  
201305 **Ph.No.**9355777335-36, **Email:** [bharat.ekansh.ltd@gmail.com](mailto:bharat.ekansh.ltd@gmail.com)

---

Dated: 13.01.2023

**To,**  
**Listing Department,**  
**METROPOLITAN STOCK EXCHANGE OF INDIA LIMITED**  
Building A, Unit 205A, 2nd Floor,  
Piramal Agastya Corporate Park,  
L.B.S Road, Kurla West, Mumbai - 400 070

**SYMBOL: BHARAT**

Dear Sir/Madam,

**Subject: Shareholding Pattern for the Quarter ended as on December 31, 2022**

**Ref. Bharat Ekansh Limited ("Company")**

**SYMBOL: BHARAT**

In compliance with Regulation 31 of SEBI (Listing Obligation and Disclosure Requirements) Regulations, 2015, we are enclosing the shareholding pattern of Bharat Ekansh Limited for the Quarter ended as on December 31, 2022.

Kindly take the above information on record and oblige.

Thanking You.

For **Bharat Ekansh Limited**



**Vishal Kumar Srivastava**  
**Managing Director**  
**Din: 08792936**

**REGD. OFF.** –Plot No-586, Pocket C, IFC, Ghazipur, Delhi 110096  
**CIN:** L74899DL1985PLC020973, **Website:** [www.bharatekanshlimited.com](http://www.bharatekanshlimited.com)

**Format of holding of specified securities**

BHARAT EKANSH LIMITED

1. Name of Listed Entity:
2. Scrip Code/Name of Scrip/Class of Security
3. Share Holding Pattern Filed under: Reg. 31(1)(a)/Reg. 31(1)(b)/Reg.31(1)(c)  
 a. If under 31(1)(b) then indicate the report for Quarter ending 31/12/2022  
 b. If under 31(1)(c) then indicate date of allotment/extinguishment
4. **Declaration:** The Listed entity is required to submit the following declaration to the extent of submission of information:-

	Particulars	Yes*	No*
1.	Whether the Listed Entity has issued any partly paid up shares?		No
2.	Whether the Listed Entity has issued any Convertible Securities or Warrants?		No
3.	Whether the Listed Entity has any shares against which depository receipts are issued?		No
4.	Whether the Listed Entity has any shares in locked-in?		No
5.	Whether any shares held by promoters are pledge or otherwise encumbered?		No

*\* If the Listed Entity selects the option 'No' for the questions above, the columns for the partly paid up shares, Outstanding Convertible Securities/Warrants, depository receipts, locked-in shares, No of shares pledged or otherwise encumbered by promoters, as applicable, shall not be displayed at the time of dissemination on the Stock Exchange website. Also wherever there is 'No' declared by Listed Entity in above table the values will be considered as 'Zero' by default on submission of the format of holding of specified securities.*

5. The tabular format for disclosure of holding of specified securities is as follows:-




Table I - Summary Statement holding of specified securities

Category	Category of shareholder	Nos. of share holders	No. of fully paid up equity shares held	No. of Partly paid-up equity shares held	No. of shares underlying Depository Receipts	Total nos. shares held	Shareholding as a % of total no. of shares (calculated as per SCRR, 1957) As a % of (A+B+C2)	Number of Voting Rights held in each class of securities			No. of Shares Underlying Outstanding convertible securities (including Warrants)	Shareholding, as a % assuming full conversion of convertible securities (as a percentage of diluted share capital) As a % of (A+B+C2)	Number of Locked In shares		Number of Shares pledged or otherwise encumbered		Number of equity shares held in dematerialized form	
								No of Voting Rights					Total as a % of (A+B+C)	No. (a)	As a % of total Shares held (b)	No. (a)		As a % of total Shares held (b)
								Class:Equity	Class:gy	Total								
(I)	(II)	(III)	(IV)	(V)	(VI)	(VII)=(IV)+(V)+(VI)	(VIII)	(IX)			(X)	(XI)=(VII)+(X)	(XII)		(XIII)		(XIV)	
(A)	Promoter & Promoter Group	1	40000	0		40000	0.80	40000		40000.00	0.80	0	0.80	0		0		40000
(B)	Public	207	4960021	0		4960021	99.20	4960021		4960021.00	99.20	0	99.20	0		0		4095247
(C)	Non Promoter- Non Public					0												
(C1)	Shares underlying DRs	0			0	0		0		0	0.00			0		0		0
(C2)	Shares held by Employee Trusts	0	00	0		0	0.00	00		0	0.00	0	0.00	0		0		0
	Total	208	5000021	0	0	5000021	100.00	5000021	0.00	5000021.00	100.00	0	100.00	0	0.00	0	0.00	4135247




Table II - Statement showing shareholding pattern of the Promoter and Promoter Group

	Category & Name of the Shareholders	Entity type i.e. promoter OR promoter group entity (except promoter)	PAN	No. of sharehold-ers	No. of fully paid up equity shares held	Partly paid-up equity shares held	Nos. of shares underlying Depository Receipts	Total nos. shares held	Shareholding % calculated as per SCRR, 1957 As a % of (A+B+C)	Number of Voting Rights held in each class of securities			No. of Shares Underlying Outstanding convertible securities (including Warrants)	Shareholding, as a % assuming full conversion of convertible securities (as a percentage of diluted share capital) as a % of A+B+C2	Number of Locked In shares		Number of Shares pledged or otherwise encumbered		Number of equity shares held in dematerialized form	
										No of Voting Rights		Total as a % of Total Voting rights			No. (a)	As a % of total Shares held (b)	No. (a)	As a % of total shares held (b)		
										Class X	Class Y									
	(i)		(ii)	(iii)	(iv)	(v)	(vi)	(vii)=(iv)+(v)+(vi)	(viii)	(ix)			(x)	(xi)		(xii)				
1	Indian																			
(a)	Individual/Hindu Undivided Family			1	40000	0	0	40000	0.80	40000	0	40000	0.80	0	0.80	0	0.00	0	0.00	40000
	MOHIT JAIN		AFLPS1928		40000	0	0	40000	0.80	40000	0	40000	0.80	0	0.80	0	0.00	0	0.00	40000
(b)	Central Government/State Government(s)			0	0	0	0	0	0.00	0	0	0	0.00	0	0.00	0	0.00	0	0.00	0
(c)	Financial Institutions/Banks			0	0	0	0	0	0.00	0	0	0	0.00	0	0.00	0	0.00	0	0.00	0
(d)	Any Other (Specify)			0	0	0	0	0	0.00	0	0	0	0.00	0	0.00	0	0.00	0	0.00	0
	Sub Total[A](1)			1	40000	0	0	40000	0.80	40000	0	40000	0.80	0	0.80	0	0.00	0	0.00	40000
2	Foreign																			
(a)	Individual/Non Resident Individual/Foreign Individual			0	0	0	0	0	0.00	0	0	0	0.00	0	0.00	0	0.00	0	0.00	0
(b)	Government			0	0	0	0	0	0.00	0	0	0	0.00	0	0.00	0	0.00	0	0.00	0
(c)	Institutions			0	0	0	0	0	0.00	0	0	0	0.00	0	0.00	0	0.00	0	0.00	0
(d)	Foreign Portfolio Investor			0	0	0	0	0	0.00	0	0	0	0.00	0	0.00	0	0.00	0	0.00	0
(e)	Any Other (Specify)			0	0	0	0	0	0.00	0	0	0	0.00	0	0.00	0	0.00	0	0.00	0
	Sub Total[A](2)			0	0	0	0	0	0.00	0	0	0	0.00	0	0.00	0	0.00	0	0.00	0
	Total Shareholding of Promoter and Promoter Group			1	40000	0	0	40000	0.80	40000	0	40000	0.80	0	0.80	0	0.00	0	0.00	40000



Table III - Statement showing shareholding pattern of the Public shareholder


Category & Name of the Shareholders	PAN	Nos. of shares held	No. of fully paid up equity shares held	Partly paid up equity shares held	Nos. of shares underlying Depository Receipts	Total nos. shares held	Shareholding % calculate as per SCRR, 1957 As a % of (A+B+C)	Number of Voting Rights held in each class of securities			No. of Shares Underlying Outstanding convertible securities (including Warrants)	Total shareholding as a % assuming full conversion of convertible securities (as a percentage of diluted share capital)	Number of Locked in shares		Number of Shares pledged or otherwise encumbered		Number of equity shares held in dematerialized form	Sub-categorization of shares (XV)		
								No. of Voting Rights		Total as a % of Total Voting Rights			No. (a)	As a % of total shares held (b)	No. (Not applicable) (a)	As a % of total shares held (Not applicable) (b)		Shareholding (No. of shares) under		
								Class X	Class Y									Total	Sub category (i)	Sub category (ii)
1		(II)	(IV)	(V)	(VI)	(VII)+(VIII)+(IX)+(X)	(VIII)	(X)	(XI)	(XII)	(XIII)	(XIV)								
Institutions Domestic																				
(a) Mutual Fund			0	0	0	0	0.00	0	0	0	0	0	0	0	0	0	0	0	0	0
(b) Venture Capital Funds			0	0	0	0	0.00	0	0	0	0	0	0	0	0	0	0	0	0	0
(c) Alternate Investment Funds			0	0	0	0	0.00	0	0	0	0	0	0	0	0	0	0	0	0	0
(d) Funds			0	0	0	0	0.00	0	0	0	0	0	0	0	0	0	0	0	0	0
(e) Insurance Companies			0	0	0	0	0.00	0	0	0	0	0	0	0	0	0	0	0	0	0
(f) Provident Fund/Pension Fund			0	0	0	0	0.00	0	0	0	0	0	0	0	0	0	0	0	0	0
(g) Asset Reconstruction			0	0	0	0	0.00	0	0	0	0	0	0	0	0	0	0	0	0	0
(h) Sovereign Wealth Fund			0	0	0	0	0.00	0	0	0	0	0	0	0	0	0	0	0	0	0
(i) NBFCs Registered with RBI			0	0	0	0	0.00	0	0	0	0	0	0	0	0	0	0	0	0	0
(j) Other Financial Institutions			0	0	0	0	0.00	0	0	0	0	0	0	0	0	0	0	0	0	0
(k) Any Other Specifi			0	0	0	0	0.00	0	0	0	0	0	0	0	0	0	0	0	0	0
Sub Total (B(1))			0	0	0	0	0.00	0	0	0	0	0	0.00	0	0	0	0	0	0	0
2																				
Institutions Foreign																				
(a) Foreign Direct Investment			0	0	0	0	0.00	0	0	0	0	0	0	0	0	0	0	0	0	0
(b) Foreign Venture Capital Investors			0	0	0	0	0.00	0	0	0	0	0	0	0	0	0	0	0	0	0
(c) Sovereign Wealth Fund			0	0	0	0	0.00	0	0	0	0	0	0	0	0	0	0	0	0	0
(d) Foreign Portfolio Investors Category I			0	0	0	0	0.00	0	0	0	0	0	0	0	0	0	0	0	0	0
(e) Foreign Portfolio Investors Category II			0	0	0	0	0.00	0	0	0	0	0	0	0	0	0	0	0	0	0
(f) Overseas Depositories (holding DRs) (balancing figure)			0	0	0	0	0.00	0	0	0	0	0	0	0	0	0	0	0	0	0
(g) Any Other Specific			0	0	0	0	0.00	0	0	0	0	0	0	0	0	0	0	0	0	0
Sub Total (B(2))			0	0	0	0	0.00	0	0	0	0	0	0.00	0	0	0	0	0	0	0
3																				
Central Government/State Government																				
(a) Central Government/President of India			0	0	0	0	0.00	0	0	0	0	0	0	0	0	0	0	0	0	0
(b) State Government/Governor			0	0	0	0	0.00	0	0	0	0	0	0	0	0	0	0	0	0	0
(c) State Government/Governor			0	0	0	0	0.00	0	0	0	0	0	0	0	0	0	0	0	0	0
Sub Total (B(3))			0	0	0	0	0.00	0	0	0	0	0	0.00	0	0	0	0	0	0	0
4																				
Associate companies / Subsidiaries																				
(a) Associate companies / Subsidiaries			0	0	0	0	0.00	0	0	0	0	0	0	0	0	0	0	0	0	0
(b) Directors and their relatives (excluding independent directors and nominee directors)			1	43000	0	43000	0.88	43000	43000	0.88	0	0	0	0	0	43000				





Table IV - Statement showing shareholding pattern of the Non Promoter- Non Public shareholder

Category & Name of the Shareholders	PAN	No. of shareholder	No. of fully paid up equity shares held	Partly paid-up equity shares held	Nos. of shares underlying Depository Receipts	Total no. shares held	Shareholding % calculated as per SCRR, 1957 As a % of (A+B+C2)	Number of Voting Rights held in each class of securities			No. of Shares Underlying Outstanding convertible securities (including Warrants)	Total shareholding, as a % assuming full conversion of convertible securities (as a percentage of diluted share capital)	Number of Locked in shares		Number of Shares pledged or otherwise encumbered		Number of equity shares held in dematerialized form (Not Applicable)	
								No of Voting Rights					Total as a % of Total Voting rights	No.	As a % of total Shares held	No. (Not applicable)		As a % of total shares held (Not applicable)
								Class X	Class Y	Total								
(i)	(ii)	(iii)	(iv)	(v)	(vi)	(vii)=(iv)+(v)+(vi)	(viii)	(ix)			(x)	(xi)=(vii)+(x)	(xii)		(xiii)	(xiv)		
C1 Custodian/DR Holder		0	0	0	0	0	0	0	0	0	0.00	0	0	0	0.00	0	0.00	0
C2 Employees Benefit Trust (Under SEBI (Share Based Employee Benefit Regulation 2014)		0	0	0	0	0	0	0	0	0	0.00	0	0	0	0.00	0	0.00	0
Total Non Promoter Non Public Shareholding (C)= (C)(1)+(C)(2)		0	0	0	0	0	0	0	0	0	0.00	0	0	0.00	0	0.00	0	



**Table V - Statement Showing Details of Significant beneficial Owners (SBOs)**

Sr.No.	Details of the SBO			Details of the Registered Owner			Details of Holding/ exercise of right of the SBO in the reporting company, Whether direct or Indirect			Date of creation / acquisition of significant beneficial interest	
	( I )			( II )			( III )				( IV )
	Name	PAN/Passport No. in case of a foreign national	Nationality	Name	PAN/Passport No. in case of a foreign national	Nationality	Whether by Virtue of :				
							Shares		%		
							Voting Rights		%		
							Rights of distributable dividend or any other distribution		%		
							Exercise of control				
							Exercise of significant influence				

\* In case the nature of the holding/ exercise of the right of a SBO falls under multiple categories specified under (a) to (e) under Column III, multiple rows for the same SBO shall be inserted ....accordingly for each of the categories.

\* This column shall have the details as specified by the listed entity under Form No. BEN-2 as submitted to the Registrar.







**Annexure B**

**Table VI - Statement showing foreign ownership limits**

	<b>Board approved limits</b>	<b>Limits utilized</b>
<b>As on shareholding date</b>		
<b>As on the end of previous 1st quarter</b>		
<b>As on the end of previous 2nd quarter</b>		
<b>As on the end of previous 3rd quarter</b>		
<b>As on the end of previous 4th quarter</b>		




(l)	Bodies Corporates										
Sr.No	Pan Number	Name of Shareholders	FP -Shares	PP - Shares	Total Shares	%age	Nom.Value	Debentures	Code	Category	
1	AAVCS6791G	SAJEL TRADE HOUSE PRIVATE LIMITED	92307	0	92307	1.8461	923070.00	0	B4L	LTD - BODIES CORPORATE-DOMESTIC	
2	AAGCB2629B	BARIS REAL ESTATES PRIVATE LIMITED	92307	0	92307	1.8461	923070.00	0	B4L	LTD - BODIES CORPORATE-DOMESTIC	
3	AAFCD3121R	DAIKO INFORMATION TECHNOLOGY PRIVATE LIMITED	92307	0	92307	1.8461	923070.00	0	B4L	LTD - BODIES CORPORATE-DOMESTIC	
4	Not Available	VIBHUTI ENTERPRISES PVT LTD	21500	0	21500	0.4300	215000.00	0	B4L	LTD - BODIES CORPORATE DOMESTIC	
5	Not Available	MIKER FINANCIAL CONSULTANTS PVT LTD	21500	0	21500	0.4300	215000.00	0	B4L	LTD - BODIES CORPORATE DOMESTIC	
6	Not Available	FESTINO VINCOM LTD	21500	0	21500	0.4300	215000.00	0	B4L	LTD - BODIES CORPORATE DOMESTIC	
7	Not Available	SUNCARE TRADERS LIMITED	21300	0	21300	0.4260	213000.00	0	B4L	LTD - BODIES CORPORATE DOMESTIC	
8	Not Available	J&P WEALTH COACH PRIVATE LIMITED	10	0	10	0.0002	100.00	0	B4L	LTD - BODIES CORPORATE DOMESTIC	
	Total				362731	7.2546	3627310	0			




<b>WITHOUT PAN CONSOLIDATION</b>				
Share or Debenture holding Nominal Value (Rs.)	Number of Shareholders	% to Total Numbers	Share or Debenture holding Amount (Rs.)	% to Total Amount
1	2	3	4	5
Up To 5,000	178	85.58	18000.00	0.04
5001 To 10,000	0	0.00	0.00	0.00
10001 To 20,000	0	0.00	0.00	0.00
20001 To 30,000	0	0.00	0.00	0.00
30001 To 40,000	0	0.00	0.00	0.00
40001 To 50,000	0	0.00	0.00	0.00
50001 To 1,00,000	0	0.00	0.00	0.00
1,00,000 and Above	30	14.42	49982210.00	99.96
<b>Total</b>	<b>208</b>	<b>100.00</b>	<b>50000210.00</b>	<b>100.00</b>


<b>WITHOUT PAN CONSOLIDATION (SHARES)</b>				
No. of Shares or Debentures	Number of Shareholders	% to Total Numbers	Share or Debenture Holding	% to Total Shareholding
1	2	3	4	5
Up To 500	178	85.58	1800.00	0.04
501 To 1000	0	0.00	0.00	0.00
1001 To 2000	0	0.00	0.00	0.00
2001 To 3000	0	0.00	0.00	0.00
3001 To 4000	0	0.00	0.00	0.00
4001 To 5000	0	0.00	0.00	0.00
5001 To 10000	0	0.00	0.00	0.00
10000 and Above	30	14.42	4998221.00	99.96
<b>Total</b>	<b>208</b>	<b>100.00</b>	<b>5000021.00</b>	<b>100.00</b>



(m3)	HUF									
Sr.No	Pan Number	Name of Shareholders	FP -Shares	PP- Shares	Total Shares	%age	Nom.Value	Debentures	Code	Category
1	Not Available	NANJIBHAI BHOJABHAI PARMAR(HUF)	10	0	10	0.0002	100.00	0	B4M3	HUF - RESIDENT HUF /APOS
2	Not Available	YOGESH NANJIBHAI PARMAR(HUF)	10	0	10	0.0002	100.00	0	B4M3	HUF - RESIDENT HUF /APOS
3	Not Available	MANILAL NATHUBHAI MEHTA	10	0	10	0.0002	100.00	0	B4M3	HUF - RESIDENT HUF /APOS
4	Not Available	PINANK P MEHTA	10	0	10	0.0002	100.00	0	B4M3	HUF - RESIDENT HUF /APOS
5	Not Available	RANJEETSINGH R SOLANKI (HUF)	10	0	10	0.0002	100.00	0	B4M3	HUF - RESIDENT HUF /APOS
6	Not Available	GHANSHYAM R SOLANKI (HUF)	10	0	10	0.0002	100.00	0	B4M3	HUF - RESIDENT HUF /APOS
7	Not Available	DIPSINH R SOLANKI (HUF)	10	0	10	0.0002	100.00	0	B4M3	HUF - RESIDENT HUF /APOS
8	Not Available	THOBHANI AMRUTLAL GORDHANBHAI (HUF)	10	0	10	0.0002	100.00	0	B4M3	HUF - RESIDENT HUF /APOS
9	Not Available	THOBHANI JIGNESH AMRUTLAL (HUF)	10	0	10	0.0002	100.00	0	B4M3	HUF - RESIDENT HUF /APOS
10	Not Available	MEHTA ASHISH (HUF)	10	0	10	0.0002	100.00	0	B4M3	HUF - RESIDENT HUF /APOS
	Total				100	0.002	1000	0		



Individual Shareholders Holding Nominal Share Capital Above Rs. 2 Lac										
Sr.No	Pan Number	Name of Shareholders	FP -Shares	PP- Shares	Total Shares	%age	Nom.Value	Debentures	Code	Category
1	AAKPR5244F	SANJAY RASTOGI	1296269	0	1296269	25.9253	12962690	0	B4G	PUB - RESIDENT INDIVIDUAL-NEGATIVE NOMINATIONS
2	AAKPR5237J	MEENU RASTOGI	1296269	0	1296269	25.9253	12962690	0	B4G	PUB - RESIDENT ORDINARY
3	BQHPR2845G	VASU RASTOGI	555544	0	555544	11.1108	5555440	0	B4G	PUB - RESIDENT ORDINARY
4	AYNPR2921G	ISHAN RASTOGI	555544	0	555544	11.1108	5555440	0	B4G	PUB - RESIDENT ORDINARY
5	AAJPG4076F	SHASHANK GUPTA	469474	0	469474	9.3894	4694740	0	B4G	PUB - RESIDENT INDIAN
6	ACEPT5728N	DEEPAK KUMAR TYAGI	50000	0	50000	1.0000	500000	0	B4G	PUB - RESIDENT ORDINARY
7	Not Available	GAYATRI AGARWAL	22900	0	22900	0.4580	229000	0	B4G	PUB - RESIDENT INDIAN
8	Not Available	LALA KATARIA	22800	0	22800	0.4560	228000	0	B4G	PUB - RESIDENT INDIAN
9	Not Available	MANGESH KANGUTKAR	22800	0	22800	0.4560	228000	0	B4G	PUB - RESIDENT INDIAN
10	Not Available	AMIT AGRAWAL	22800	0	22800	0.4560	228000	0	B4G	PUB - RESIDENT INDIAN
11	Not Available	DEEPAK KATARIA	21900	0	21900	0.4380	219000	0	B4G	PUB - RESIDENT INDIAN
12	Not Available	SRICHAND KATARIA	21800	0	21800	0.4360	218000	0	B4G	PUB - RESIDENT INDIAN
13	AACPA6182D	SUNITA AGGARWAL	21700	0	21700	0.4340	217000	0	B4G	PUB - RESIDENT INDIVIDUAL-NEGATIVE NOMINATIONS
14	Not Available	MANJU RAJANI	21700	0	21700	0.4340	217000	0	B4G	PUB - RESIDENT INDIAN
15	Not Available	SONU DADLIKA	21700	0	21700	0.4340	217000	0	B4G	PUB - RESIDENT INDIAN
16	Not Available	PRAVIN DADLIKA	21700	0	21700	0.4340	217000	0	B4G	PUB - RESIDENT INDIAN
17	Not Available	ASHISH SIKA	21600	0	21600	0.4320	216000	0	B4G	PUB - RESIDENT INDIAN
18	Not Available	PREM KUMAR PANDEY	21600	0	21600	0.4320	216000	0	B4G	PUB - RESIDENT INDIAN
19	Not Available	VINOD MALI	21500	0	21500	0.4300	215000	0	B4G	PUB - RESIDENT INDIAN
20	Not Available	RUHI GUPTA	21500	0	21500	0.4300	215000	0	B4G	PUB - RESIDENT INDIAN
21	Not Available	RAHUL RAJANI	21400	0	21400	0.4280	214000	0	B4G	PUB - RESIDENT INDIAN
	Total				4552500	91.0496	45525000	0		



## BHARAT EKANSH LIMITED

### DISTRIBUTION OF 5000021 EQUITY SHARE CAPITAL AS ON :31/12/2022

#### PAN CONSOLIDATION

Share or Debenture holding Nom (Rs.)	Number of Shareholders	% to Total Numbers	Share or Debenture holding Amt (Rs.)	% to Total Amount
1	2	3	4	5
Up To 5,000	178	85.58	18000.00	0.04
5001 To 10,000	0	0.00	0.00	0.00
10001 To 20,000	0	0.00	0.00	0.00
20001 To 30,000	0	0.00	0.00	0.00
30001 To 40,000	0	0.00	0.00	0.00
40001 To 50,000	0	0.00	0.00	0.00
50001 To 1,00,000	0	0.00	0.00	0.00
1,00,000 and Above	30	14.42	49982210.00	99.96
<b>Total</b>	<b>208</b>	<b>100.00</b>	<b>50000210.00</b>	<b>100.00</b>

PAN CONSOLIDATION				
No. of Shares or Debentures	Number of Shareholders	% to Total Numbers	Share or Debenture Held	% to Holding
1	2	3	4	5
Up To 500	178	85.58	1800.00	0.04
501 To 1000	0	0.00	0.00	0.00
1001 To 2000	0	0.00	0.00	0.00
2001 To 3000	0	0.00	0.00	0.00
3001 To 4000	0	0.00	0.00	0.00
4001 To 5000	0	0.00	0.00	0.00
5001 To 10000	0	0.00	0.00	0.00
10000 and Above	30	14.42	4998221.00	99.96
<b>Total</b>	<b>208</b>	<b>100.00</b>	<b>5000021.00</b>	<b>100.00</b>

