

Annexure - I

Format of holding of specified securities

1. Name of Listed Entity: BHARAT EKANSH LIMITED
2. Scrip Code/Name of Scrip/Class of Security
3. Share Holding Pattern Filed under: Reg. 31(1)(a)/Reg. 31(1)(b)/
Reg.31(1)(c)
 - a. If under 31(1)(b) then indicate the report for Quarter ending 30/09/2021
 - b. If under 31(1)(c) then indicate date of allotment/extinguishment

4. **Declaration:** The Listed entity is required to submit the following declaration to the extent of submission of information:-

	Particulars	Yes*	No*
1.	Whether the Listed Entity has issued any partly paid up shares?		No
2.	Whether the Listed Entity has issued any Convertible Securities or Warrants?		No
3.	Whether the Listed Entity has any shares against which depository receipts are issued?		No
4.	Whether the Listed Entity has any shares in locked-in?		No
5.	Whether any shares held by promoters are pledge or otherwise encumbered?		No

** If the Listed Entity selects the option 'No' for the questions above, the columns for the partly paid up shares, Outstanding Convertible Securities/Warrants, depository receipts, locked-in shares, No of shares pledged or otherwise encumbered by promoters, as applicable, shall not be displayed at the time of dissemination on the Stock Exchange website. Also wherever there is 'No' declared by Listed Entity in above table the values will be considered as 'Zero' by default on submission of the format of holding of specified securities.*

5. The tabular format for disclosure of holding of specified securities is as follows:-

Vishal Srivastava



Table I - Summary Statement holding of specified securities

Category	Category of shareholder	Nos. of shareholders	No. of fully paid up equity shares held	No. of Partly paid-up equity shares held	No. of shares underlying Depository Receipts	Total nos. shares held	Shareholding as a % of total no. of shares (calculated as per SCRR, 1957) As a % of (A+B+C2)	Number of Voting Rights held in each class of securities			No. of Shares Underlying Outstanding convertible securities (including	Shareholding, as a % assuming full conversion of convertible securities (as a percentage of diluted share	Number of Locked in shares		Number of Shares pledged or otherwise		Number of equity shares held in dematerialized form	
								No of Voting Rights		Total as a % of (A+B+C)			No. (a)	As a % of total Shares held (b)	No. (a)	As a % of total Shares held (b)		
								Class:Equity	Class: seg: y									Total
(I)	(II)	(III)	(IV)	(V)	(VI)	(VII)=(IV)+(V)+(VI)	(VIII)	(IX)			(X)	(XI)=(VII)+(X)	(XII)		(XIII)	(XIV)		
(A)	Promoter & Promoter Group	1	40000	0		40000	0.80	40000		40000.00	0.80	0	0.80	0		0		40000
(B)	Public	207	4960021	0		4960021	99.20	4960021		4960021.00	99.20	0	99.20	0		0		391621
(C)	Non Promoter-Non Public					0												
(C1)	Shares underlying DRs	0			0	0		0		0	0.00			0		0		0
(C2)	Shares held by Employee	0	00	0		0	0.00	00		0	0.00	0	0.00	0		0		0
	Total	208	5000021	0	0	5000021	100.00	5000021	0.00	5000021.00	100.00	0	100.00	0	0.00	0	0.00	431621

Vinod Srinivasan

Table II - Statement showing shareholding pattern of the Promoter and Promoter Group

	Category & Name of the Shareholders	Entity type i.e. promoter OR promoter group entity (except promoter)	PAN	No. of shareholder	No. of fully paid up equity shares held	Partly paid up equity shares held	No. of Depository Receipts	Total nos. shares held	Shareholding % calculated as per SCRR, 1957 As a % of (A+B+C2)	Number of Voting Rights held in each class of securities			No. of Shares Underlying Outstanding convertible securities (including Warrants)	Shareholding, as a % assuming full conversion of convertible securities (as a percentage of)	Number of Locked in shares		Number of Shares pledged or otherwise encumbered		Number of equity shares held in dematerialized form	
										No of Voting Rights					Total as a % of Total Voting rights	No. (a)	As a % of total Shares held (b)	No. (a)		As a % of total shares held (b)
										Class X	Class Y	Total								
	(I)		(II)	(III)	(IV)	(V)	(VI)	(VII)=(I)+(V)+(VI)	(VIII)	(IX)			(X)	(XI)=(VII)+(X)	(XII)		(XIII)		(XIV)	
1	Indian																			
(a)	Individual/Hindu Undivided			1	40000	0	0	40000	0.80	40000	0	40000	0.80	0	0.80	0	0.00	0	0.00	40000
	MOHIT JAIN	Promoter	AFLPJ5292B		40000	0	0	40000	0.80	40000	0	40000	0.80	0	0.80	0	0.00	0	0.00	40000
(b)	Central Government/State			0	0	0	0	0	0.00	0	0	0	0.00	0	0.00	0	0.00	0	0.00	0
(c)	Financial Institutions/Banks			0	0	0	0	0	0.00	0	0	0	0.00	0	0.00	0	0.00	0	0.00	0
(d)	Any Other (Specity)			0	0	0	0	0	0.00	0	0	0	0.00	0	0.00	0	0.00	0	0.00	0
	Sub Total (A)(1)			1	40000	0	0	40000	0.80	40000	0	40000	0.80	0	0.80	0	0.00	0	0.00	40000
2	Foreign							0	0.00			0	0.00		0.00				0.00	
(a)	Individual/Non Resident Individual/For			0	0	0	0	0	0.00	0	0	0	0.00	0	0.00	0	0.00	0	0.00	0

Vishal Shivastava



(b)	Government			0	0	0	0	0	0.00	0	0	0	0.00	0	0.00	0	0.00	0	0.00	0
(c)	Institutions			0	0	0	0	0	0.00	0	0	0	0.00	0	0.00	0	0.00	0	0.00	0
(d)	Foreign Portfolio Investor			0	0	0	0	0	0.00	0	0	0	0.00	0	0.00	0	0.00	0	0.00	0
(e)	Any Other (Specity)			0	0	0	0	0	0.00	0	0	0	0.00	0	0.00	0	0.00	0	0.00	0
	Sub Total (A)(2)			0	0	0	0	0	0.00	0	0	0	0.00	0	0.00	0	0.00	0	0.00	0
	Total Shareholding of Promoter and Promoter			1	40000	0	0	40000	0.80	40000	0	40000	0.80	0	0.80	0	0.00	0	0.00	40000

Vishal Srivastava




Table III - Statement showing shareholding pattern of the Public shareholder

	Category & Name of the Shareholders	PAN	Nos. of shareholder	No. of fully paid up equity shares held	Partly paid up equity Depositor	Nos. of shares underlying Depositor	Total nos. shares held	Shareholding % calculated as per SCRR, 1957 As a % of (A+B+C2)	Number of Voting Rights held in each class of securities			No. of Shares Underlying Outstanding	Total shareholding, as a % assuming full conversion of convertible	Number of Locked in shares		Number of Shares pledged or		Number of equity shares held in dematerialized form
									No of Voting Rights		Total as a % of Total Voting rights			No. (a)	As a % of total Shares held (b)	No. (Not applicable) (b)	As a % of total shares held (Not applicable) (b)	
									Class X	Class Y								
	(I)	(II)	(III)	(IV)	(V)	(VI)	(VII)=(IV)+(V)+(VI)	(VIII)	(IX)			(X)	(XI)=(VII)+(X)	(XII)		(XIII)		(XIV)
1	Institutions																	
(a)	Mutual Fund		0	0	0		0	0.0000	0	0	0.0000	0	0.0000	0	0.0000	0	0.0000	0
(b)	Venture Capital		0	0	0		0	0.0000	0	0	0.0000	0	0.0000	0	0.0000	0	0.0000	0
(c)	Alternate		0	0	0		0	0.0000	0	0	0.0000	0	0.0000	0	0.0000	0	0.0000	0
(d)	Foreign Venture Capital Investor		0	0	0		0	0.0000	0	0	0.0000	0	0.0000	0	0.0000	0	0.0000	0
(e)	Foreign Portfolio		0	0	0		0	0.0000	0	0	0.0000	0	0.0000	0	0.0000	0	0.0000	0
(f)	Financial		0	0	0		0	0.0000	0	0	0.0000	0	0.0000	0	0.0000	0	0.0000	0
(g)	Insurance		0	0	0		0	0.0000	0	0	0.0000	0	0.0000	0	0.0000	0	0.0000	0
(h)	Provident Fund/Pensions		0	0	0		0	0.0000	0	0	0.0000	0	0.0000	0	0.0000	0	0.0000	0
(i)	Any Other		0	0	0		0	0.0000	0	0	0.0000	0	0.0000	0	0.0000	0	0.0000	0
	Sub Total (B)(1)		0	0	0	0	0	0.0000	0	0	0.0000	0	0.0000	0	0.0000	0	0.0000	0
2	Central Government/State		0	0	0		0	0.0000	0	0	0.0000	0	0.0000	0	0.0000	0	0.0000	0
	Sub Total (B)(2)		0	0	0	0	0	0.0000	0	0	0.0000	0	0.0000	0	0.0000	0	0.0000	0
3	Non-Institutions																	
(a)	1. Individual Shareholders holding Nominal		167	1690	0		1690	0.0338	1690	1690	0.0338	0	0.0338	0	0.0000	0	0.0000	0
	2. Individual Shareholders holding Nominal		22	4595500	0		4595500	91.9096	4595500	4595500	91.9096	0	91.9096	0	0.0000	0	0.0000	114700
	SANJAY RASTOGI	AAKPR5244F		1296269	0		1296269	25.9253	1296269	1296269	25.9253	0	25.9253	0	0.0000		0.0000	0
	MEENU RASTOGI	AAKPR5237J		1296269	0		1296269	25.9253	1296269	1296269	25.9253	0	25.9253	0	0.0000		0.0000	0



Handwritten signature: Vishal S...

	VASU RASTOGI	BQHPR2845		555544	0	555544	11.1108	555544	555544	11.1108	0	11.1108	0	0.0000	0.0000	0
	ISHAN RASTOGI	AYNPR2921		555544	0	555544	11.1108	555544	555544	11.1108	0	11.1108	0	0.0000	0.0000	0
	SHASHANK	AAJPG4076F		469474	0	469474	9.3894	469474	469474	9.3894	0	9.3894	0	0.0000	0.0000	0
	Vishal Kumar	ENZPS3744F		43000	0	43000	0.8600	43000	43000	0.8600	0	0.8600	0	0.0000	0.0000	43000
	SUNITA	AACPA6182		21700	0	21700	0.4340	21700	21700	0.4340	0	0.4340	0	0.0000	0.0000	21700
	DEEPAK KUMAR			50000	0	50000	1.0000	50000	50000	1.0000	0	1.0000	0	0.0000	0.0000	50000
(b)	NBFCs		0	0	0	0	0.0000	0	0	0.0000	0	0.0000	0	0.0000	0.0000	0
(c)	Employee Trusts		0	0	0	0	0.0000	0	0	0.0000	0	0.0000	0	0.0000	0.0000	0
(e)	Any other		0	0	0	0	0.0000	0	0	0.0000	0	0.0000	0	0.0000	0.0000	0
(e1)	Bodies		8	362731	0	362731	7.2546	362731	362731	7.2546	0	7.2546	0	0.0000	0.0000	276921
	DAIKO INFORMATION			92307	0	92307	1.8461	92307	92307	1.8461	0	1.8461	0	0.0000	0.0000	92307
	SAJEL TRADE HOUSE PVT LTD			92307	0	92307	1.8461	92307	92307	1.8461	0	1.8461	0	0.0000	0.0000	92307
	BARIS REAL ESTATE PVT LTD			92307	0	92307	1.8461	92307	92307	1.8461	0	1.8461	0	0.0000	0.0000	92307
(e2)	Non Resident		0	0	0	0	0.0000	0	0	0.0000	0	0.0000	0	0.0000	0.0000	0
(e3)	Resident Indian		10	100	0	100	0.0020	100	100	0.0020	0	0.0020	0	0.0000	0.0000	0
(e4)	Trusts		0	0	0	0	0.0000	0	0	0.0000	0	0.0000	0	0.0000	0.0000	0
(e5)	Clearing		0	0	0	0	0.0000	0	0	0.0000	0	0.0000	0	0.0000	0.0000	0
(e6)	Foreign		0	0	0	0	0.0000	0	0	0.0000	0	0.0000	0	0.0000	0.0000	0
(e7)	IEPF		0	0	0	0	0.0000	0	0	0.0000	0	0.0000	0	0.0000	0.0000	0
(e8)	Escrow Account		0	0	0	0	0.0000	0	0	0.0000	0	0.0000	0	0.0000	0.0000	0
(e9)	Firms		0	0	0	0	0.0000	0	0	0.0000	0	0.0000	0	0.0000	0.0000	0
(e10)	Others		0	0	0	0	0.0000	0	0	0.0000	0	0.0000	0	0.0000	0.0000	0
	Sub Total (B)(3)		207	4960021	0	4960021	99.2000	4960021	4960021	99.2000	0	99.2000	0	0.0000	0.0000	391621
	Total Public Shareholding		207	4960021	0	4960021	99.2000	4960021	4960021	99.2000	0	99.2000	0	0.0000	0.0000	391621

Vishal Kumar



Table IV - Statement showing shareholding pattern of the Non Promoter- Non Public shareholder

Category & Name of the Shareholders	PAN	No. of share holder	No. of fully paid up equity shares held	Partly paid-up equity shares held	Nos. of shares underlying Depository Receipts	Total no. shares held	Shareholding % calculated as per SCRR, 1957 As a % of (A+B+C2)	Number of Voting Rights held in each class of securities				No. of Shares Underlying Outstanding convertible securities (including Warrants)	Total shareholding, as a % assuming full conversion of convertible securities (as a percentage of diluted share capital)	Number of Locked in shares		Number of Shares pledged or		Number of equity shares held in dematerialized form (Not Applicable)	
								No of Voting Rights			Total as a % of Total Voting rights			No.	As a % of total Shares held	No. (Not applicable)	As a % of total shares held (Not applicable)		
								Class X	Class Y	Total									
(I)	(II)	(III)	(IV)	(V)	(VI)	(VII)=(I V)+(V)+(VI)	(VIII)	(IX)				(X)	(XI)=(VII)+(X)	(XII)		(XIII)		(XIV)	
C1	Custodian/DR		0	0	0	0	0	0	0	0	0	0.00	0	0	0	0.00	0	0.00	0
C2	Employees Benefit Trust (Under SEBI		0	0	0	0	0	0	0	0	0	0.00	0	0	0	0.00	0	0.00	0
	Total Non Promoter Non		0	0	0	0	0	0	0	0	0	0.00	0	0	0	0.00	0	0.00	0



 Bharat Ekamshanti Limited


(e3)	HUF									
Sr.No	Pan Number	Name of Shareholders	FP - Shares	PP- Shares	Total Shares	%age	Nom.Value	Debentu	Code	Category
1	Not Available	NANJIBHAI BHOJABHAI PARMAR(HUF)	10	0	10	0.0002	100.00	0	B3E3	HUF - RESIDENT HUF /APOS
2	Not Available	YOGESH NANJIBHAI PARMAR(HUF)	10	0	10	0.0002	100.00	0	B3E3	HUF - RESIDENT HUF /APOS
3	Not Available	MANILAL NATHUBHAI MEHTA	10	0	10	0.0002	100.00	0	B3E3	HUF - RESIDENT HUF /APOS
4	Not Available	PINANK P MEHTA	10	0	10	0.0002	100.00	0	B3E3	HUF - RESIDENT HUF /APOS
5	Not Available	RANJEETSINGH R SOLANKI (HUF)	10	0	10	0.0002	100.00	0	B3E3	HUF - RESIDENT HUF /APOS
6	Not Available	GHANSHYAM R SOLANKI (HUF)	10	0	10	0.0002	100.00	0	B3E3	HUF - RESIDENT HUF /APOS
7	Not Available	DIPSINH R SOLANKI (HUF)	10	0	10	0.0002	100.00	0	B3E3	HUF - RESIDENT HUF /APOS
8	Not Available	THOBHANI AMRUTLAL GORDHANBHAI (HUF)	10	0	10	0.0002	100.00	0	B3E3	HUF - RESIDENT HUF /APOS
9	Not Available	THOBHANI JIGNESH AMRUTLAL (HUF)	10	0	10	0.0002	100.00	0	B3E3	HUF - RESIDENT HUF /APOS
10	Not Available	MEHTA ASHISH (HUF)	10	0	10	0.0002	100.00	0	B3E3	HUF - RESIDENT HUF /APOS
	Total				100	0.002	1000	0		

Vishal Shivastava




Individual Shareholders Holding Nominal Share Capital Above Rs. 2 Lac										
Sr.No	Pan Number	Name of Shareholder	FP -Share	PP-Shares	Total Sh	%age	Nom.Value	Deb	Code	Category
1	AAKPR5244F	SANJAY RASTOGI	1296269	0	1296269	25.9253	12962690	0	B3A	PUB - RESIDENT INDIAN
2	AAKPR5237J	MEENU RASTOGI	1296269	0	1296269	25.9253	12962690	0	B3A	PUB - RESIDENT INDIAN
3	BQHPR2845G	VASU RASTOGI	555544	0	555544	11.1108	5555440	0	B3A	PUB - RESIDENT INDIAN
4	AYNPR2921G	ISHAN RASTOGI	555544	0	555544	11.1108	5555440	0	B3A	PUB - RESIDENT INDIAN
5	AAJPG4076F	SHASHANK GUPTA	469474	0	469474	9.3894	4694740	0	B3A	PUB - RESIDENT INDIAN
6	Not Available	DEEPAK KUMAR TYAGI	50000	0	50000	1.0000	500000	0	B3A	PUB - RESIDENT INDIAN
7	ENZPS3744F	VISHAL KUMAR SRIVASTAVA	43000	0	43000	0.8600	430000	0	B3A	PUB - RESIDENT INDIAN
8	Not Available	GAYATRI AGARWAL	22900	0	22900	0.4580	229000	0	B3A	PUB - RESIDENT INDIAN
9	Not Available	LALA KATARIA	22800	0	22800	0.4560	228000	0	B3A	PUB - RESIDENT INDIAN
10	Not Available	MANGESH KANGUTKAR	22800	0	22800	0.4560	228000	0	B3A	PUB - RESIDENT INDIAN
11	Not Available	AMIT AGRAWAL	22800	0	22800	0.4560	228000	0	B3A	PUB - RESIDENT INDIAN
12	Not Available	DEEPAK KATARIA	21900	0	21900	0.4380	219000	0	B3A	PUB - RESIDENT INDIAN
13	Not Available	SRICHAND KATARIA	21800	0	21800	0.4360	218000	0	B3A	PUB - RESIDENT INDIAN
14	AACPA6182D	SUNITA AGGARWAL	21700	0	21700	0.4340	217000	0	B3A	PUB - RESIDENT INDIVIDUAL-NEGATIVE NOMINATIONS

Vishal Srivastava



15	Not Available	MANJU RAJANI	21700	0	21700	0.4340	217000	0	B3A	PUB - RESIDENT INDIAN
16	Not Available	SONU DADLIKA	21700	0	21700	0.4340	217000	0	B3A	PUB - RESIDENT INDIAN
17	Not Available	PRAVIN DADLIKA	21700	0	21700	0.4340	217000	0	B3A	PUB - RESIDENT INDIAN
18	Not Available	ASHISH SIKA	21600	0	21600	0.4320	216000	0	B3A	PUB - RESIDENT INDIAN
19	Not Available	PREM KUMAR PANDEY	21600	0	21600	0.4320	216000	0	B3A	PUB - RESIDENT INDIAN
20	Not Available	VINOD MALI	21500	0	21500	0.4300	215000	0	B3A	PUB - RESIDENT INDIAN
21	Not Available	RUHI GUPTA	21500	0	21500	0.4300	215000	0	B3A	PUB - RESIDENT INDIAN
22	Not Available	RAHUL RAJANI	21400	0	21400	0.4280	214000	0	B3A	PUB - RESIDENT INDIAN
	Total				4595500	91.9096	45955000	0		

Vishal Kivara



(e1)	Bodies Corporate									
Sr.No	Pan Number	Name of Shareholders	FP -Shares	PP-Shares	Total Shares	%age	Nom.Value	Debitures	Code	Category
1	Not Available	DAIKO INFORMATION TECHNOLOGY PVT LTD	92307	0	92307	1.8461	923070.00	0	B3E1	LTD - BODIES CORPORATE DOMESTIC
2	Not Available	SAJEL TRADE HOUSE PVT LTD	92307	0	92307	1.8461	923070.00	0	B3E1	LTD - BODIES CORPORATE DOMESTIC
3	Not Available	BARIS REAL ESTATE PVT LTD	92307	0	92307	1.8461	923070.00	0	B3E1	LTD - BODIES CORPORATE DOMESTIC
4	Not Available	VIBHUTI ENTERPRISES PVT LTD	21500	0	21500	0.4300	215000.00	0	B3E1	LTD - BODIES CORPORATE DOMESTIC
5	Not Available	MIKER FINANCIAL CONSULTANTS PVT LTD	21500	0	21500	0.4300	215000.00	0	B3E1	LTD - BODIES CORPORATE DOMESTIC
6	Not Available	FESTINO VINCOM LTD	21500	0	21500	0.4300	215000.00	0	B3E1	LTD - BODIES CORPORATE DOMESTIC
7	Not Available	SUNCARE TRADERS LIMITED	21300	0	21300	0.4260	213000.00	0	B3E1	LTD - BODIES CORPORATE DOMESTIC
8	Not Available	J&P WEALTH COACH PRIVATE LIMITED	10	0	10	0.0002	100.00	0	B3E1	LTD - BODIES CORPORATE DOMESTIC
	Total				362731	7.2546	3627310	0		

Vinod Kumar
